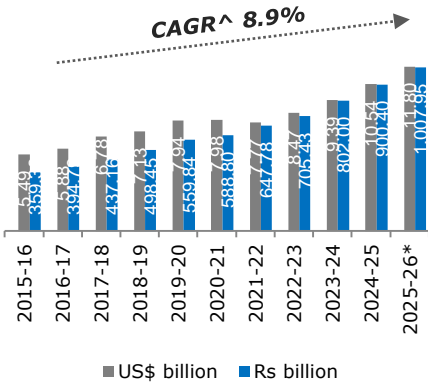


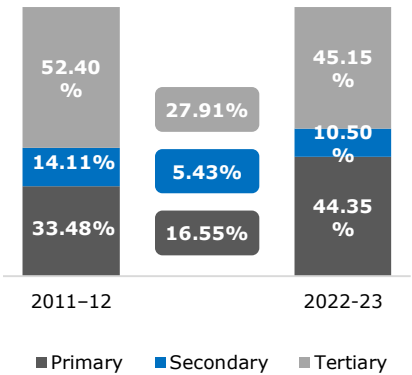
TRIPURA

ECONOMIC SNAPSHOT

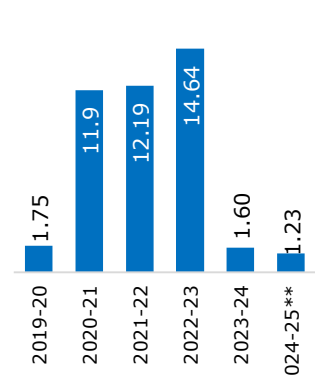
GSDP of Tripura at Current Prices



GSVA Composition by Sector at Current Prices



Merchandise Export from Tripura (US\$ million)



Note: - ^CAGR in Rs, E- Estimate, GSDP - Gross State Domestic Product, GSVA - Gross State Value Added, FDI- Foreign Direct Investment, *- Budget Expectations **- Until Feb 2025
Source: MOSPI, Directorate General of Commercial Intelligence and Statistics

ADVANTAGES



Tourism hub in North-East

Blessed with scenic beauty, ancient places, temples, breathing taking verdant hills and bio-diversity treasure trove of wildlife sanctuaries



Untapped resources and medical plants

266 medicinal plants, 379 species of trees, 581 herbs, 320 shrubs and 165 climbers
Tripura has several potential sectors such as organic spices, bio-fuels and eco-tourism



Availability of skilled workforce

Tripura has a large base of skilled labour, making it an ideal destination for knowledge sectors. At 87.8%, its literacy rate is higher than the national average rate



Policy and infrastructure Support

Wide range of fiscal and policy incentives for businesses under the Tripura Industrial Investment Promotion Incentive Scheme, 2012

KEY GOVERNMENT POLICIES AND OBJECTIVES



IT/ITeS Policy and Roadmap - 2017

Digital transformation of Government services and development of digital infrastructure



Tripura Tourism Policy 2020-25

To enhance tourism experience in Tripura and promote sustainable tourism. Facilitation of private sector involvement in tourism infrastructure development



North East Industrial Development Scheme 2017

Promote the Northeast as an attractive investment destination by providing concessions and incentives.



Tripura State Bamboo Policy

In order to give boost to the bamboo resource that provide employment and income generating activities to rural and tribal people.



Tripura Industrial Investment Promotion Incentives Scheme, 2012

To make Tripura a preferred destination for industrial and trade activities

GOVERNMENT VISION FOR THE STATE



Infrastructure

Manufacturing employment as a proportion of total employment will be increased from 1.79% (Census 2011) to 4.5% in 2030



Agriculture

Total cropped area under irrigation will be increased from 44.5% to 75% by 2030



Energy Efficiency

Energy GSDP ratio will be increased from 2.60% to 5.5% by 2030



Tourism

Develop services that would promote tourism and increase tourists
Improving the security scenario for safety of tourists